



Worksheet to accompany The Big Stand 2009 lesson plan on cyberbullying

Section 1 (for use with Lesson 1)

1. What is cyberbullying?

2. List 3 ways that someone might cyberbully.

i) _____

ii) _____

3. List 2 possible effects of cyberbullying.

i) _____

ii) _____

4. Name the website where you can get help if you're being bullied.



Section 2 (for use with lesson 2)





5. Design your own CyberMentor, using the template provided.

6. Give an example of some good advice to help stop cyberbullying.

(and write it in your speech bubble)

7. Give a presentation to the rest of the class, showing your CyberMentor and advice.

8. Make your Big Stand against cyberbullying.



Pupils should get a sticker for each completed task.